

Model NO. : SSL-27

Titan series Solar Street Lights 7000Lumens

Intelligence/Efficiency/Energy Saving

Application: High way/Park/Street/Roadway/Parking

Lot/Public square/ plaza/Campus/Airfield/Farm &

Ranch/Remote Area/Military Base/Government


project for special use


Categories: [Solar Street Light](#)




| | | | | | | |
|--|---|---|------------------------|--|--|--|
| Features: 1.ALS(Adaptive Lighting System) to achieve all night lighting when Weather change. Constant current output! 2.VFT(Variable Frequency Technology) to Control and adjust the LED driver frequency to reach the max output of LED and Battery 3.TCS (Temperature Control System) to Protect the battery charging and discharging in high temperate 4.Big solar panel and high brightness All-in-one design, no need separated mount for solar panel and light. 5.The adjustable solar panel and LED Panel to increase the charging efficiency and lighting area 6. Customized high quality PIR which can reach motion distance over 15M 7. More professional 2 times lighting distribution for road lighting, wide lighting angle reach 140° 8.South Korea imported LED Chip SSC,160 lumen/W 9.Remote control to setting the different lighting mode. | | price per unit | 50 pcs Price | | | |
| | | \$1,779.00 BUY NOW | 1700.65 BUY NOW | | | |
| LED | 7000 lumens SSC LED Chip 3030 5500-6500K | Lighting mode | | | | |
| Li-ion battery | 1154.4WH 18.5V | Main Lighting mode as below 1. Constant Brightness without motion sensor. 2. Dim lighting + Motion sensor 3. Summer and Winter Mode Option for energy saving | | | | |
| Solar Panel | 23V 122.3W | | | | | |
| Install height | 6-8M | | | | | |
| Waterproof | IP65 | Application: High way/Park/Street/Roadway/Parking Lot/Public square/ plaza/Campus/Airfield/Farm & Ranch/Remote Area/Military Base/Government project for special use | | | | |
| Solar charging time | 10-11 hours by bright sunlight | | | | | |
| Lighting time | | Retail packaging: Carton size: 204*50*24.5CM QTY/CTNS: 1PCS G.W/CTNS: | | | | |
| Material | Aluminium alloy+PC | | | | | |
| Size | 2126*810*385mm | | | | | |
| Warranty | 3 years | | | | | |











• PRODUCTS DETAIL

•

Main Features:

1.LED: South Korea imported LED Chip SSC,160 lumen/W

2.Battery : A graded Li-ion battery No.18650

3.Design: Big solar panel, Battery, LED panel are all in One Integrated Design

4.Solar panel: High efficiency Glass Lamination panel

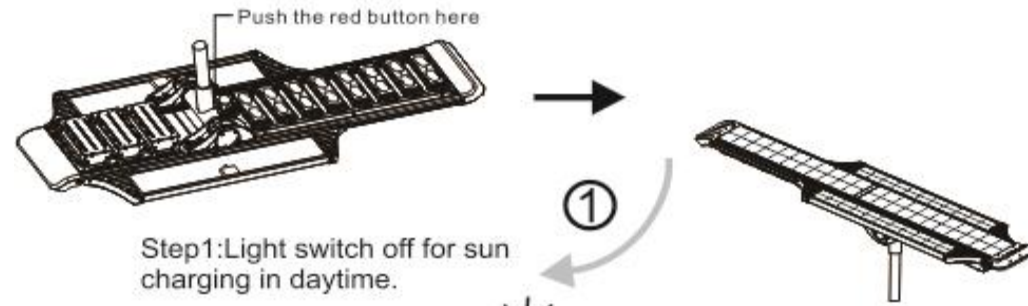
5.PIR :Motion sensor distance over 15M

6.Remote controller : Adjust brightness ,lighting time and lighting mode

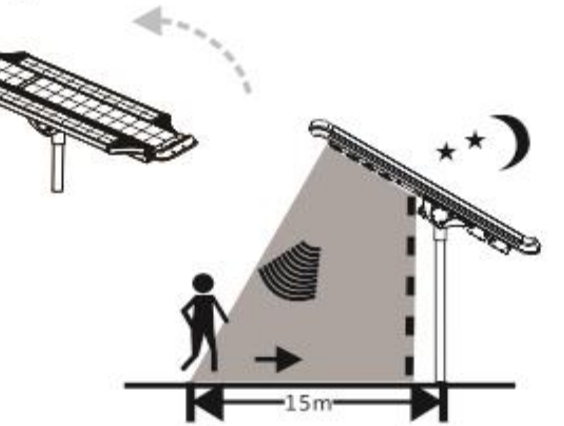
7.Special function: The Solar panel install angle is adjustable from -15° to 30° , and LED panels also adjust from -15° to 30° . In order to reach the best sunlight power and get the best lighting power.

8.Technology: three core Intelligence technology to improve brightness 30% and save power 50%

Working process instructions



Step2:
To use remote controller to select
M1/M2/M3/M4/M5/M6 lighting mode
Summer:
M1:(25%)12H+PIR 30S
M2:(50%)5H+(25%)7H+PIR 30S
M3:(75%)10H
M4:(100%)4H+(25%)8H
M5:(100%)5H+(25%)7H
M6:(100%)6H+(25%)6H
Winter: The brightness will reduce 50%,
and the same lighting time.



Step3: When the lamp in M1/M2 lighting mode, the lamp will turn on high light and delay 30S when people come in 15m